

Sheldon H. Berman, Ed.D. Superintendent

School Nurse Project Update

Beverly J. Winsch, Ph.D.
Accountability, Research, and Planning

May 23, 2011

JCPS Schools with Nurses

2010-2011 Evaluation Highlights (as of May 5)

- ▶ Nurses Placed in 25 Elementary Schools and 1 High School
- ▶ 46,323 Well Room Visits (includes dispensing medication)
- ▶ 92% of Students Returned to Class
- ▶ 8683 Students Visited Wellness Room at Least Once (avg 334 students per school)
- ▶ 70,741 Nurse Services (e.g., band-aids to health education to administering meds)
- ▶ 22,456 Students Received Medication from a LPN at Least Once (avg 6 students per day)
- ▶ 30,198 Total Medications Dispensed
- ▶ 25 Diabetics Monitored Twice Daily (may also monitor carb intake and administer insulin)
- ▶ 3418 Child/Teen Check-Ups (assisted)



JCPS Schools with Nurses 2010-2011 Evaluation Highlights (as of May 5)

- ▶ 7668 Vision Screenings (assisted)
- ▶ 1832 Head Lice Screenings (followed by check of entire class and siblings)
- ▶ 6961 Hearing Screenings (assisted)
- ▶ 8188 Calls to Parents (avg 2 calls per day)
- ▶ 41 Calls to Child Protective Services
- ▶ 26 Calls to Emergency Medical Services

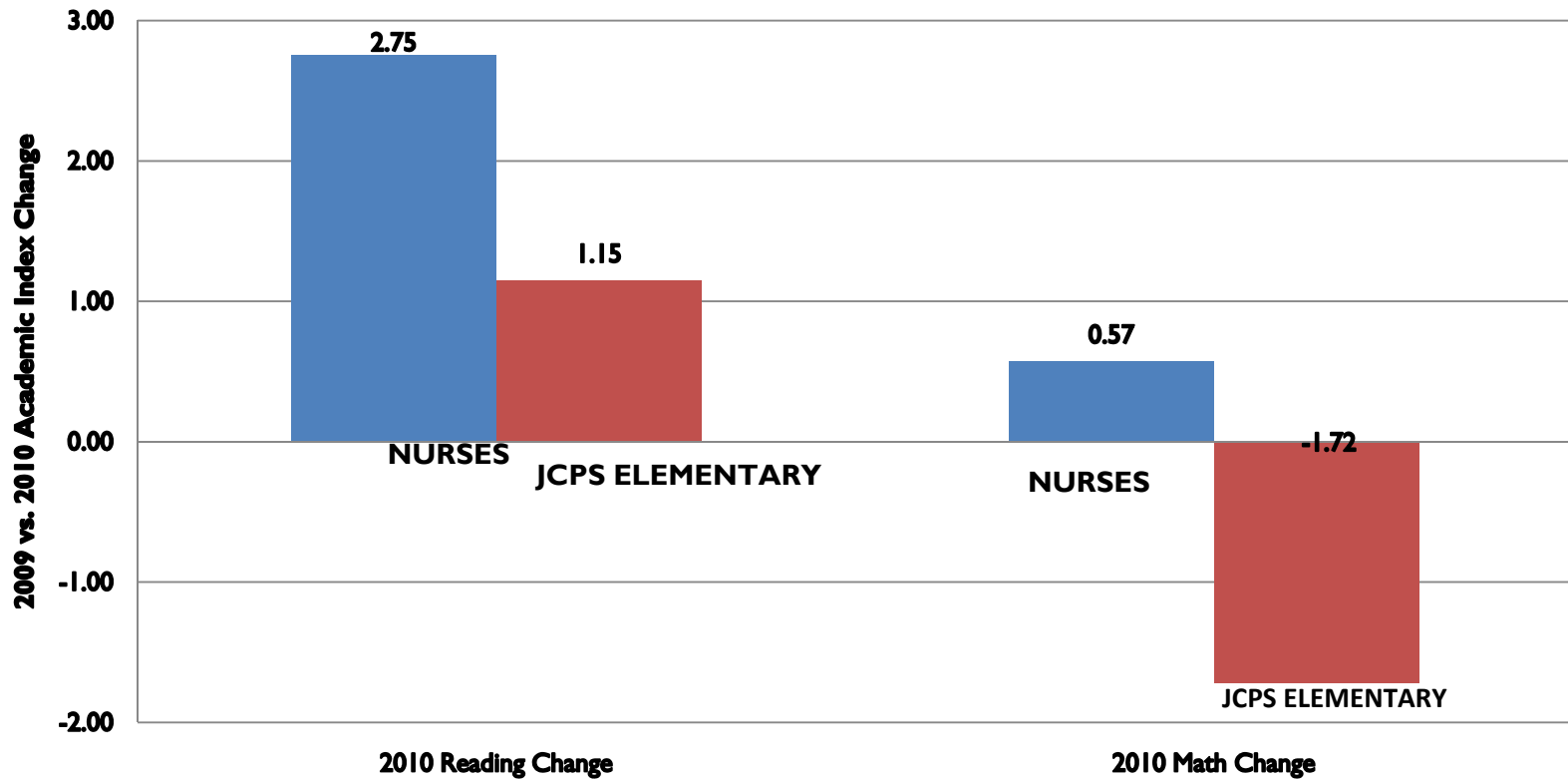


JCPS Schools with Nurses 2009-2010 Evaluation Highlights

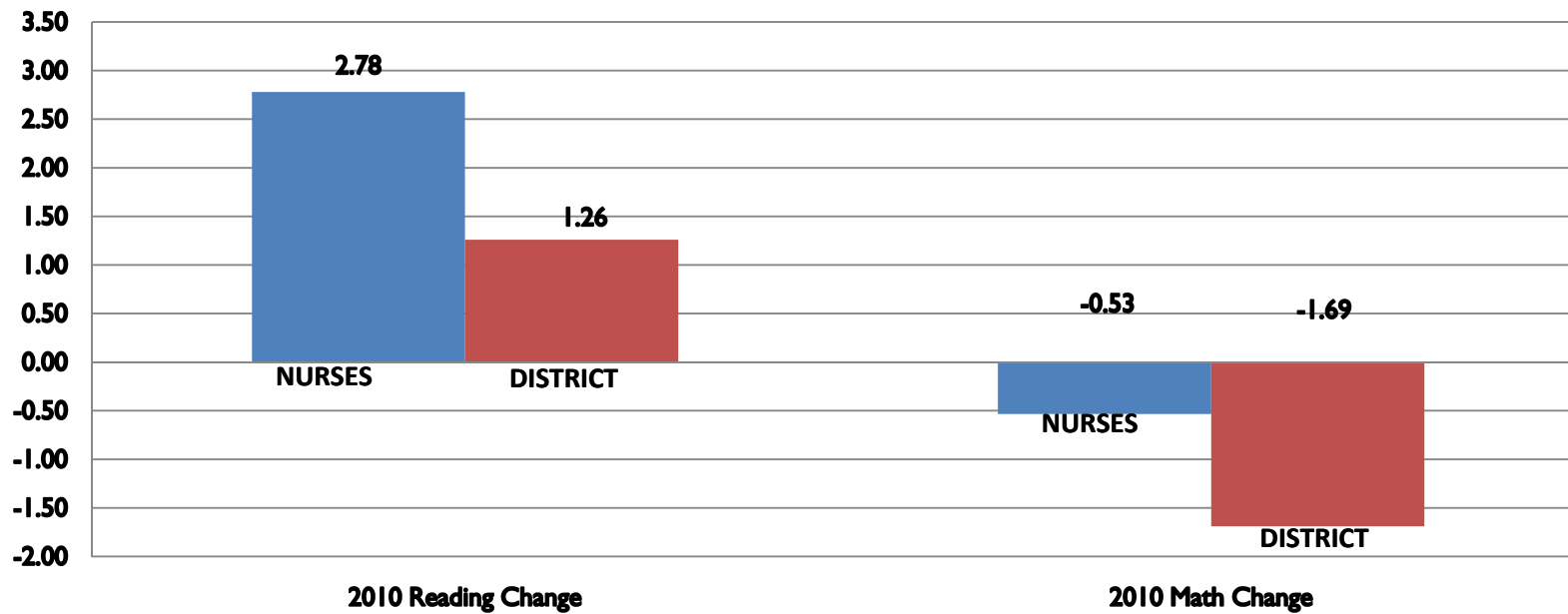
- ▶ KCCT Index Score Gains Outpaced District in Reading and Math (2009 vs. 2010)
- ▶ KCCT Reduction of Novices Outpaced District in Reading and Math (2009 vs. 2010)
- ▶ 2010 Attendance Gains Have Outpaced District since Baseline Year (2007 vs. 2010)



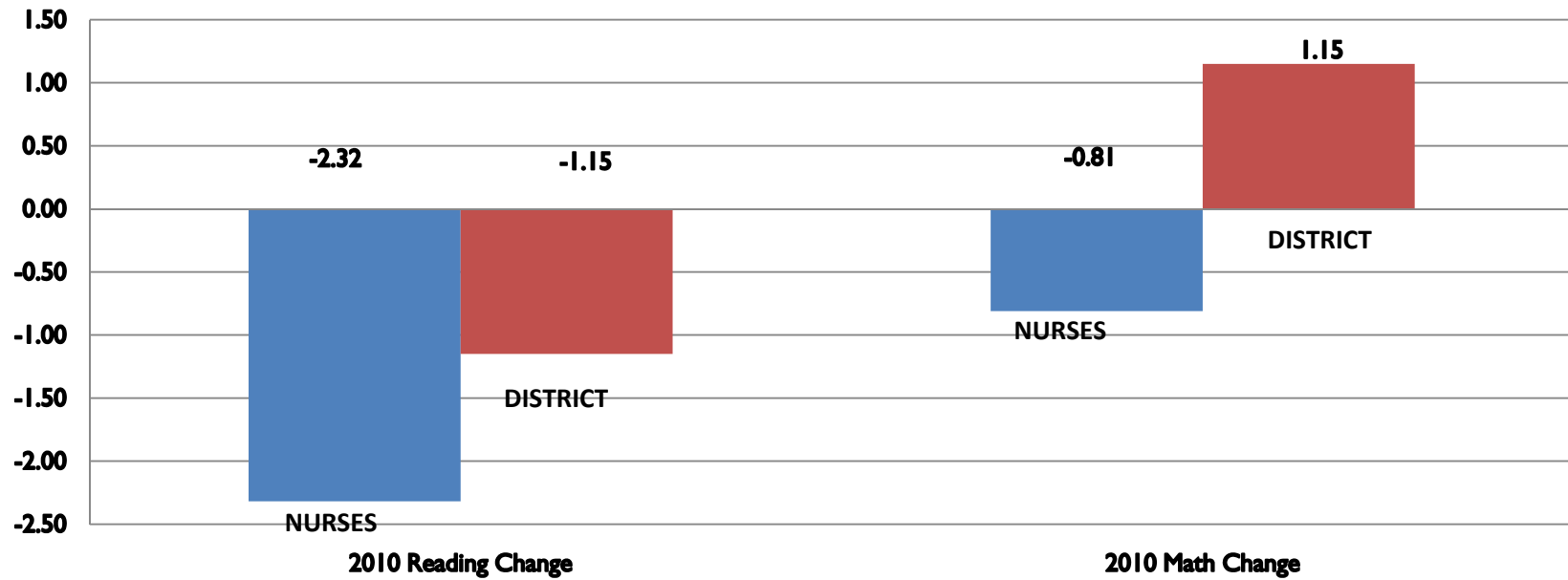
Jefferson County Public Schools Changes in KCCT Reading and Math Index Scores (2009 vs. 2010)



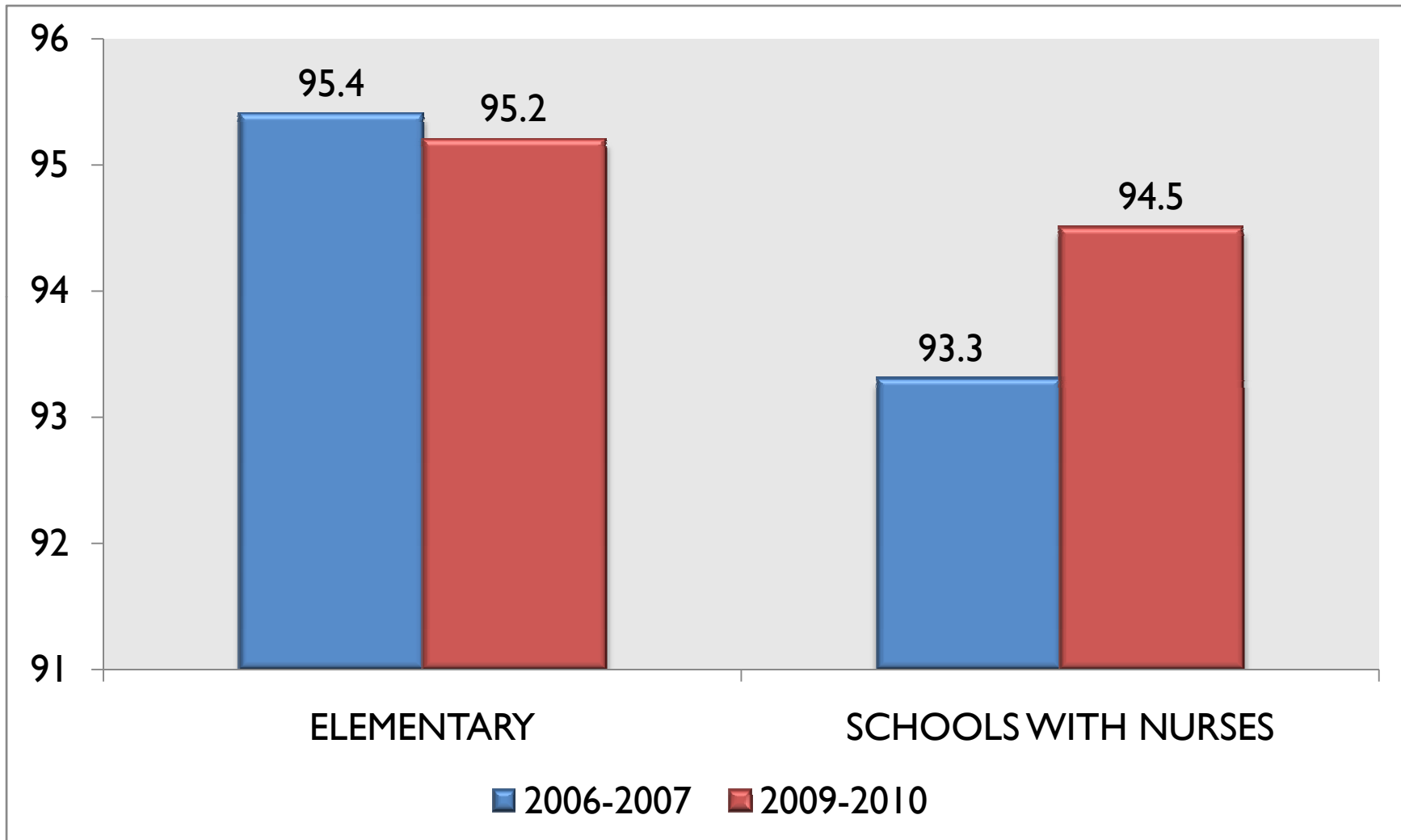
Jefferson County Public Schools School Nurse 2009 vs. 2010 KCCT %Proficient/Distinguished Change Reading and Math



Jefferson County Public Schools School Nurse 2009 vs. 2010 KCCT %Novice Change Reading and Math



JCPS Attendance Trends for Baseline through Year 3 for Schools with Nurses



► The set of schools with nurses increases for each year of analysis.